

# VISUALSCOPY PRIME

The Best

# Endoscopy

## Reporting Software

[www.visualscopy.com](http://www.visualscopy.com)



Powered By:

SOFTWARE INDIA TECHNOLOGIES®  
Building Solutions For Doctors

# What is Visualscopy Prime?

Visualscopy Prime is the leading-edge medical imaging and reporting software packed with various innovative features. It can manage patient data along with the reporting of Endoscopy, Ultrasound, Bronchoscopy, ENT, Gynecology, and many other medical procedures.

Simple, Secure, and advanced software designed especially for medical professionals.

# Features



Simple and elegant UI



Patient Record Management



Image Capturing



Video Recording



Smart Reporting



PDF Exporting of Patient Reports



Editable Report Templates



Customizable Report Layouts



Create Doctor Profiles



Referral Doctor Management



Automatic Data Backup



Robust and Secure



Seamless integration with external video source



## VisualScopy Prime, a software that every endoscopy expert needs.

Be you are an endoscopy specialist or a surgeon, if you examine the patient with any medical imaging device, VisualScopy Prime is for you only.

With the advent of VisualScopy Prime, you can show your patients the actual status of the disease. It enables you to capture images and record the complete procedure. You can also create a diagnostic report for further treatment.

**VisualScopy Prime will streamline your endoscopy reporting workflow to escalate productivity and enhance patient care.**

## **Create Professional diagnostic Reports in seconds!**



### **Register Patient**

Fill a simple form and save patient details.



### **Capture Images**

Capture the images of patient procedure.



### **Create Report**

Select Images, edit indications and annotations.



### **Finish**


Save, Print or Make PDF of the report.

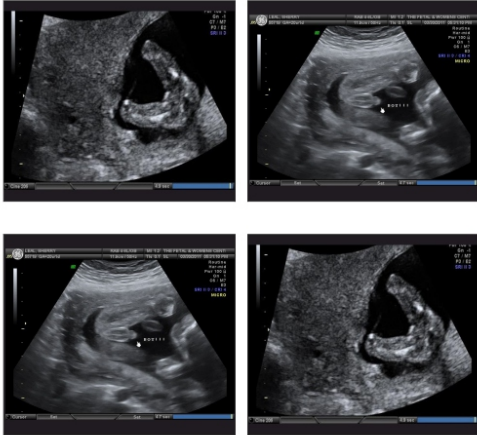
# Connection Diagram




# Creating Patient Endoscopy Reports

Thousands of doctors are preparing reports with VisualScopy Prime.  
Get Start and Go Smart with VisualScopy Prime.

BRONCHOSCOPY CENTRE		
543, Near Neem Ki Mathiya, Bankhara, Bareilly, Uttar Pradesh-243003		
Mob. +91-9219408600 Email: drjohnline@gmail.com Website: www.visualscopy.com		
Patient Name: Mr. Test	Age/Gender: 25/Male	Date: 13/12/2021
Referred By: Dr. John Doe	Unit No.: 023	
		
<b>ROUTE OF BRONCHOSCOPY</b> : NASAL <b>NOSTRIL</b> : NORMAL <b>PHARYNX</b> : <b>NASOPHARYNX</b> : NORMAL <b>OROPHARYNX</b> : NORMAL <b>HYPOPHARYNX</b> : NORMAL  <b>TONSILS</b> : NORMAL <b>EPIGLOTTIS</b> : NORMAL <b>VOCAL CORDS</b> : NORMAL <b>PIRIFORM SINUS</b> : NORMAL <b>TRACHEA</b> : NORMAL <b>CARINA</b> : THICK, BLUNTED& DEVIATED TO LT. SIDE <b>IMPRESSION</b> : <b>ADVICE</b> :		
Dr. John Doe MBBS ENT		

ULTRASOUND CENTRE	
543, Near Neem Ki Mathiya, Bankhara, Bareilly, Uttar Pradesh-243003	
Mob. +91-9219408600 Email: drjohnline@gmail.com Website: www.visualscopy.com	
Patient Name: Mr. Test	Age/Gender: 25/Male
Referred By: Dr. John Doe	Unit No.: 023
Date: 13/12/2021	
	
Dr. John Doe MBBS ENT	

ENT HOSPITAL	
543, Near Neem Ki Mathiya, Bankhara, Bareilly, Uttar Pradesh-243003	
Mob. +91-9219408600 Email: drjohnline@gmail.com Website: www.visualscopy.com	
Patient Name: Mr. Test	Age/Gender: 25/Male
Referred By: Dr. John Doe	Unit No.: 023
Date: 13/12/2021	
	<b>MEDICATIONS</b> : Topical xylocaine ( 4%). <b>PROCEDURE</b> : Diagnostic NASAL Endoscopy. <b>INSTRUMENT</b> : 0 degree Heinke sass wolfe germany .  <b>Rt Nasal cavity</b> : 1st Pass : Septum Inferior turbinate 2nd Pass : Septum Inferior turbinate  <b>Nasopharynx</b> :  <b>Ear examination</b> :  <b>Throat examination</b> :  <b>Impression</b> :  <b>Advice</b> :
Dr. John Doe MBBS ENT	



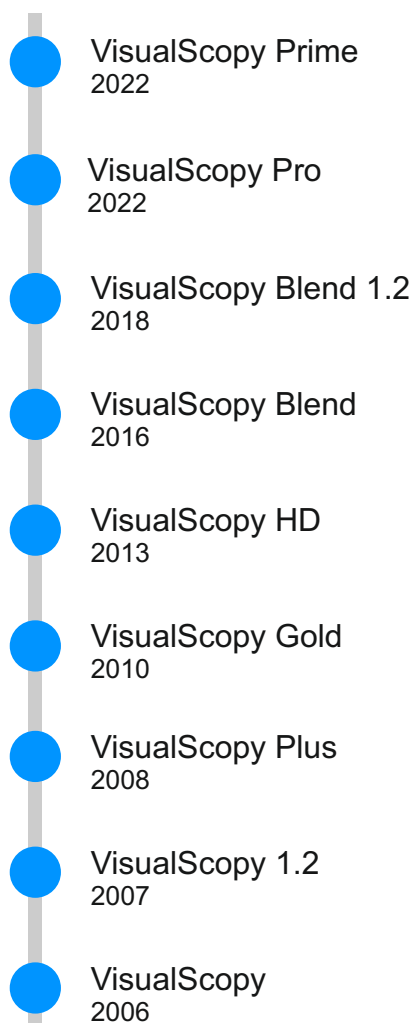
# About

VisualScopy is a renowned brand since 2006 among the endoscopy specialists in the healthcare industry. In more than 16 years, We have crafted and polished our products at every step and made their best version for you. We have great experience and expertise in creating medical imaging software and devices with cutting-edge technologies. Our focus is to develop solutions that meet the growing requirements of the medical image and video processing in healthcare industry.

We aim to provide ultra-modern solutions empowered with the latest technologies that give 100% satisfaction to our customers.

VisualScopy is the product of Software India Technologies® (ISO certified)

## Journey of VisualScopy





## CONTACT US




+91 92197-03652  
+91 92194-08600



[sales@visualscopy.com](mailto:sales@visualscopy.com)  
[support@visualscopy.com](mailto:support@visualscopy.com)



543, Near Neem ki Mathiya Bankhana, Bareilly  
Uttar Pradesh-243003. India.



[www.visualscopy.com](http://www.visualscopy.com)